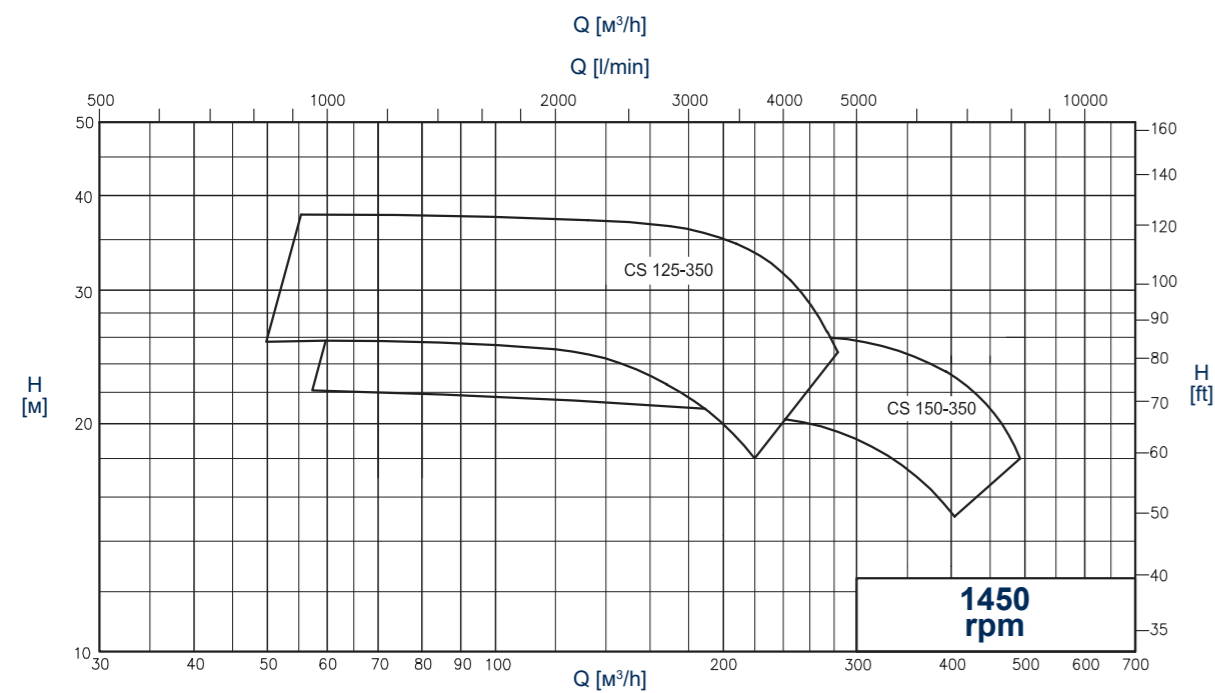
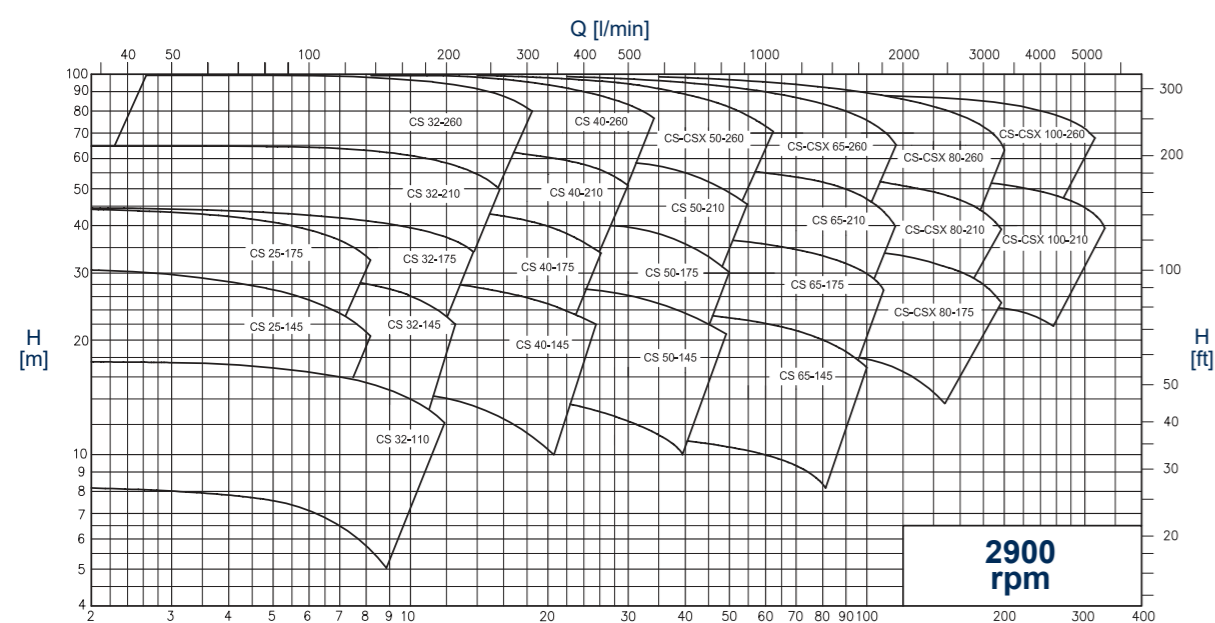
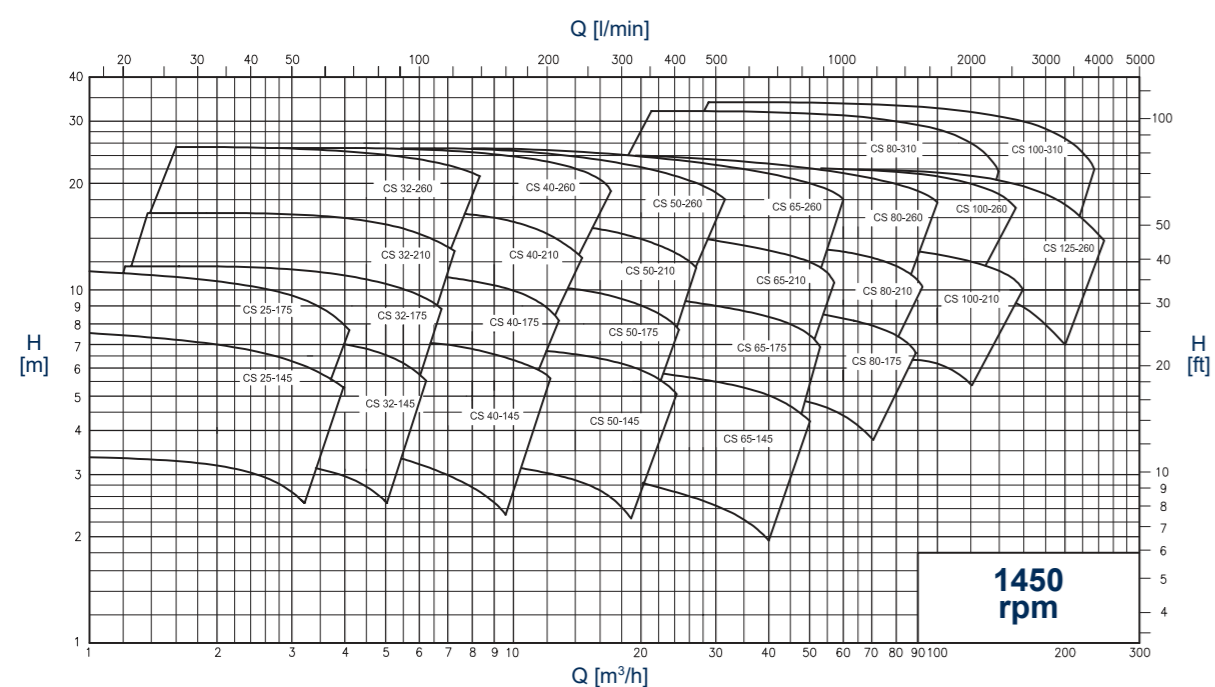
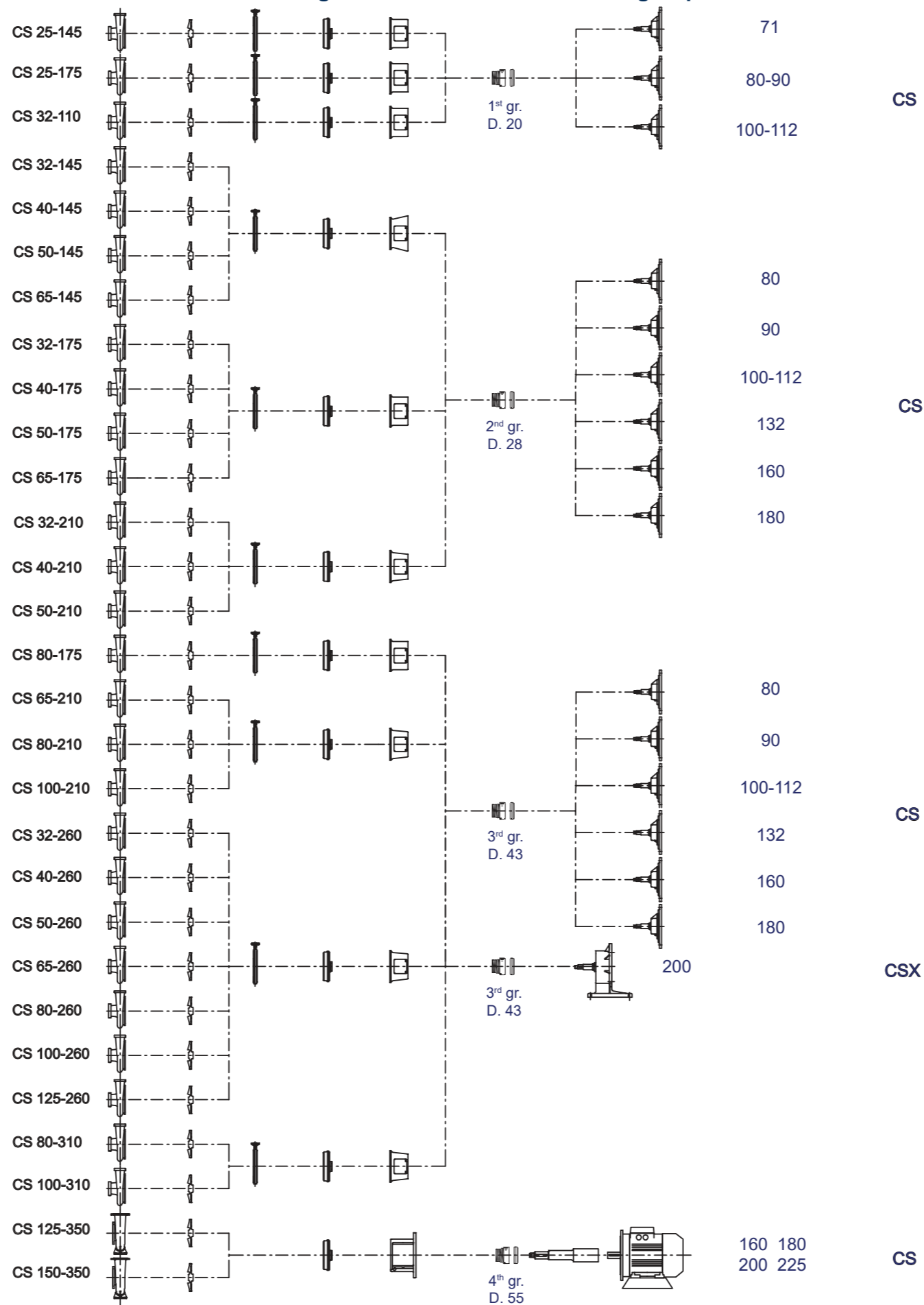


GENERAL DIAGRAMS
(Performance applies to H₂O at 20 °C, 1013 mbar. Data not binding)



A wide range of 29 models divided into 4 groups.



C.S.F. Inox S.p.A. Strada per Bibbiano, 7 - 42027 Montecchio E. (RE) - ITALY EU
Ph +39.0522.869911 r.a. - Fx +39.0522.865454 - italia@csf.it - www.csf.it
Export Department • Commercial Étranger • Comercial Extranjero
Ph +39.0522.869922 - Fx +39.0522.869841 - export@csf.it - www.csf.it



All the instructions, data and representations (in whatever way executed) listed in this publication are indicative and do not binding. C.S.F. does not stand surety or undertake any obligation for the utilisation of this document and for the information contained. In particular, it does not guarantee against omissions or errors of the data and drawings here indicated.
Notice that the technical specifications, information and representations in this document are merely indicative and approximate.
C.S.F. INOX reserves the right at any moment and without notice to modify the data, drawings and information indicated in this document.

DCATLCSGB 26/02/21



CENTRIFUGAL SANITARY PUMPS
CS - CSX series



Closed coupled hygienic centrifugal pumps with open impellers. CS Series pumps meet the highest requirements of the food, pharmaceutical, chemical and water treatment industries.

The pumps are designed to a modular concept, resulting in a large number of models and a massive performance range.

When combined with the extremely robust construction, these highly efficient pumps become ideal for any hygienic process system.

Wetted parts in CF-3M 1.4404 / AISI 316L stainless steel, investment cast and electro-chemically polished. Special internal finishes to 0,5 micron Ra are available on request (not on sizes 125 to 150). The clamp casing and seal design allows quick disassembly for inspection, cleaning and maintenance. It also enables the delivery port to be rotated to any position for easy installation (not on sizes 125 to 150).


Separate IEC standard motor.

For aggressive products and environments, CS pumps can on special request, be manufactured in the following materials:


- Superduplex
- Nickel steel

Note: upon availability with CSF.

ATEX-compliant versions also available on request.



CS pump X execution, close coupled centrifugal pumps with separate support frame and grease lubricated bearings, for extremely arduous applications.



Special version equipped with an inducer in the suction port. This device is fitted immediately upstream of the impeller to reduce the NPSH required by the pump.



